

Variante A (Auflagerahmen - support frame)

- ◊ Modul Spule auf Generator als kompakte Einheit - inductor on the generator as compact unit
- ◊ getrennt Spule und Generator getrennt - inductor and generator are separate
 Spule auf Spulenträger - inductor on plate for induction
 Generator in separatem Anschlussfach - generator in a separate case
 Kabellänge variabel bestellbar - cable length to order variable

GEZEICHNET	NAME	DATUM	SIG.	
GEPRÜFT	ADOLF	20082008	VA	

alle Maße
in mm
Allgemeintoleranz = H

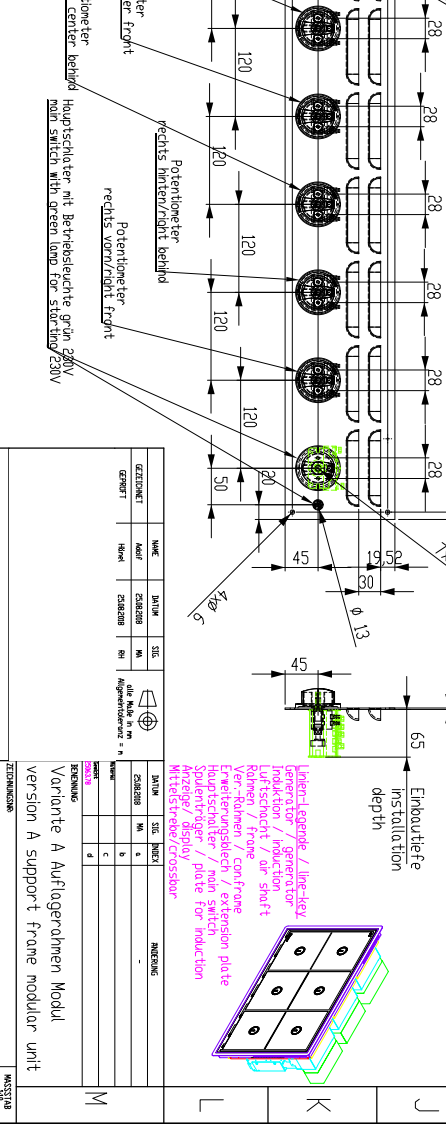
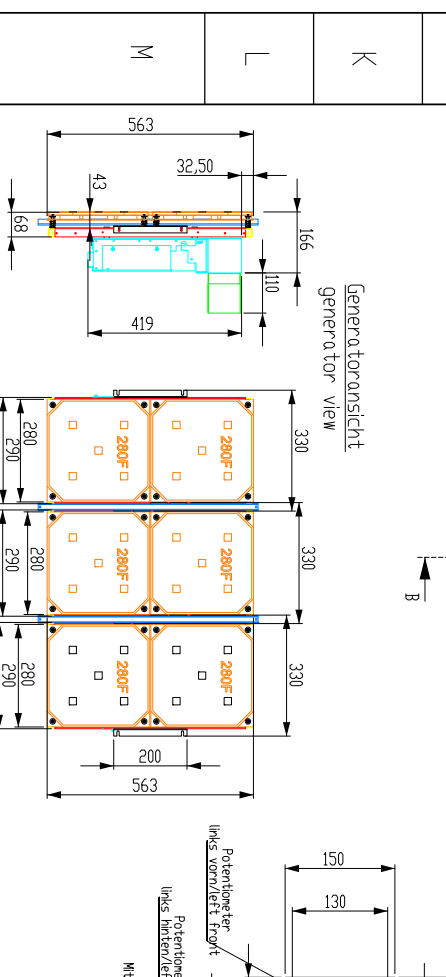
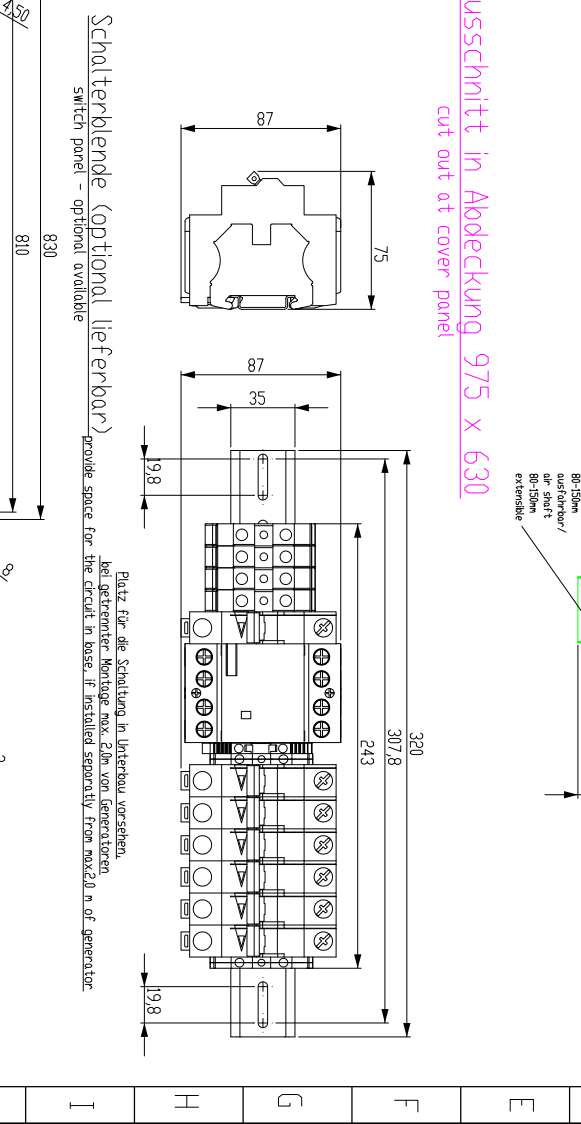
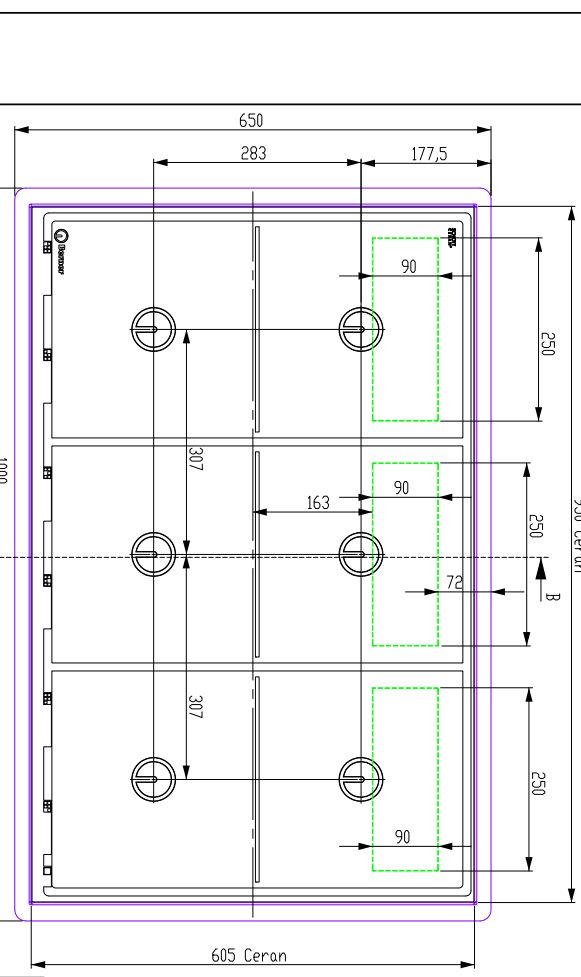
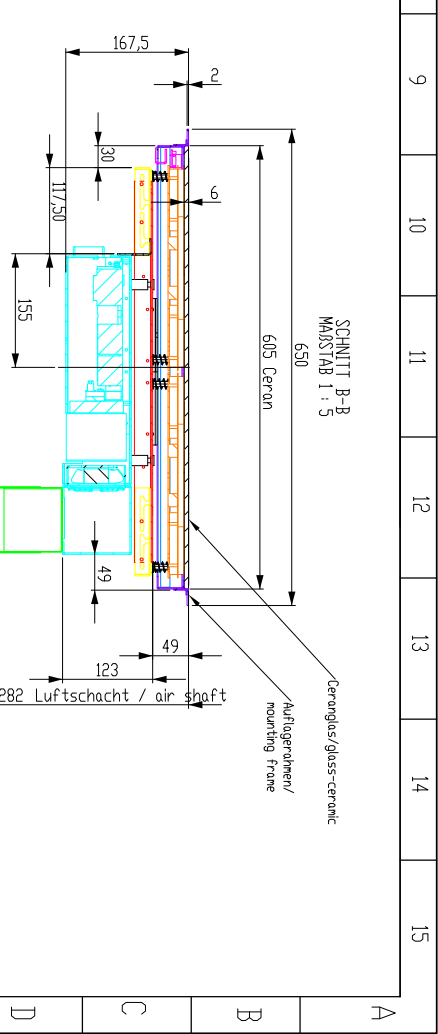
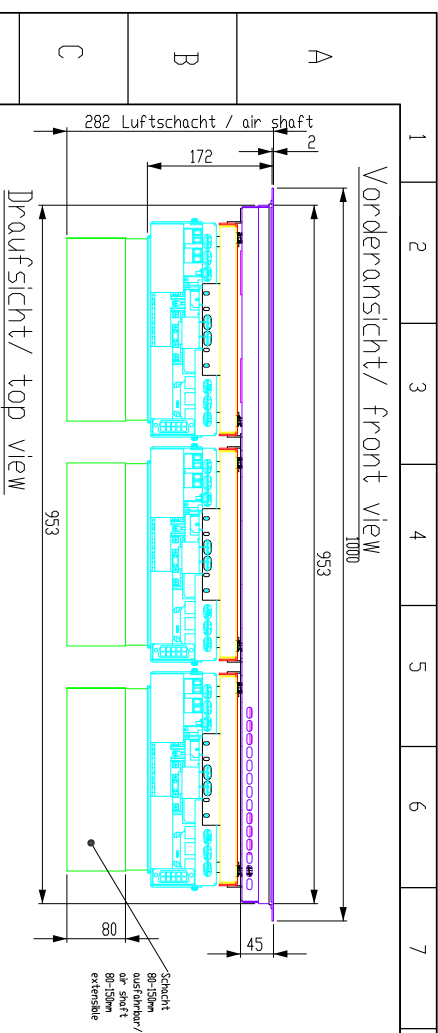
DATUM	SIG.	INDEX	ÄNDERUNG
25.08.2008	VA	a	
		b	
		c	
		d	

BENENNUNG:

B16EGAF L21K_A

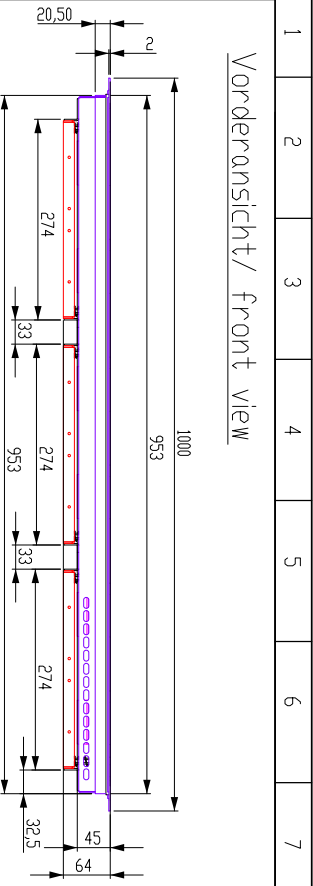
Berner-Kochsysteme GmbH & Co.KG
 Sudetenstr.5 D-87471 Durnach
 www.induktion.de

ZEICHNUNGSNR.	B16EGAF L21K_A
MASSTAB	1:10
BLATT 1 VON 3	A3



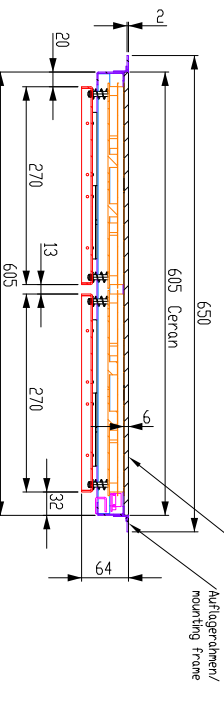
ZEICHENSTATT	NAMM	DATUM	SSZ.	SSZ.	SSZ.	SSZ.	SSZ.
GEWÄRT	MAKT	SSZ.302	MA	SSZ.402	SSZ.502	SSZ.602	SSZ.702
	MAKT	SSZ.302	MA	SSZ.402	SSZ.502	SSZ.602	SSZ.702

STREIFEN	SPANNUNG	ANZAHL	WELKE	ANZAHL
A	230V	3	A	3
B	230V	3	B	3
C	230V	3	C	3
D	230V	3	D	3
E	230V	3	E	3
F	230V	3	F	3
G	230V	3	G	3
H	230V	3	H	3
I	230V	3	I	3
J	230V	3	J	3
K	230V	3	K	3
L	230V	3	L	3
M	230V	3	M	3

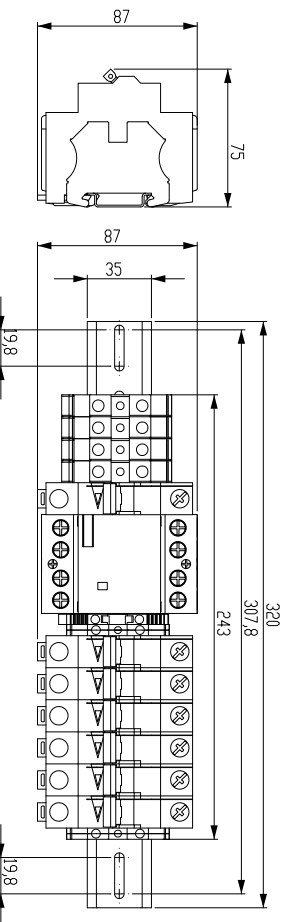
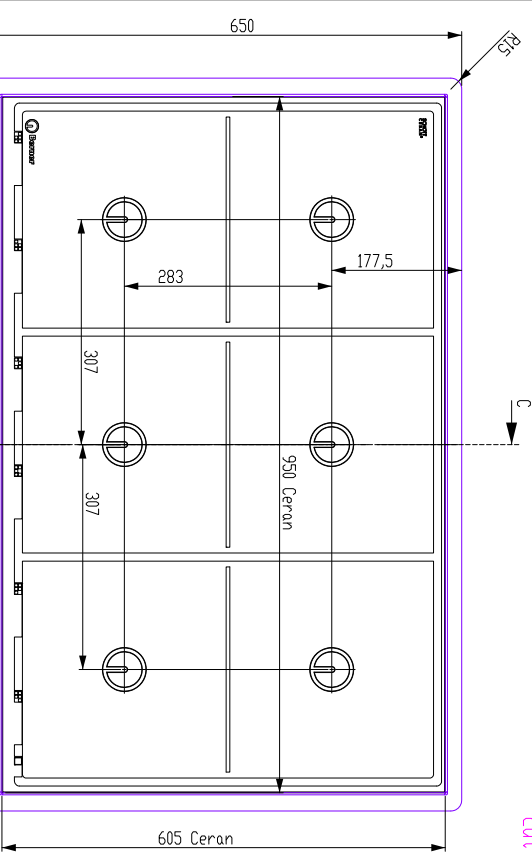


Draufsicht / top view

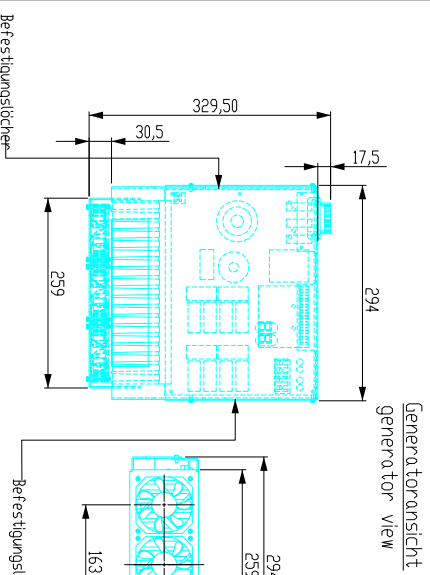
Ausschnitt in Abdeckung 975 x 630
cut out at cover panel



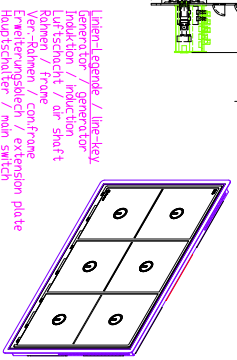
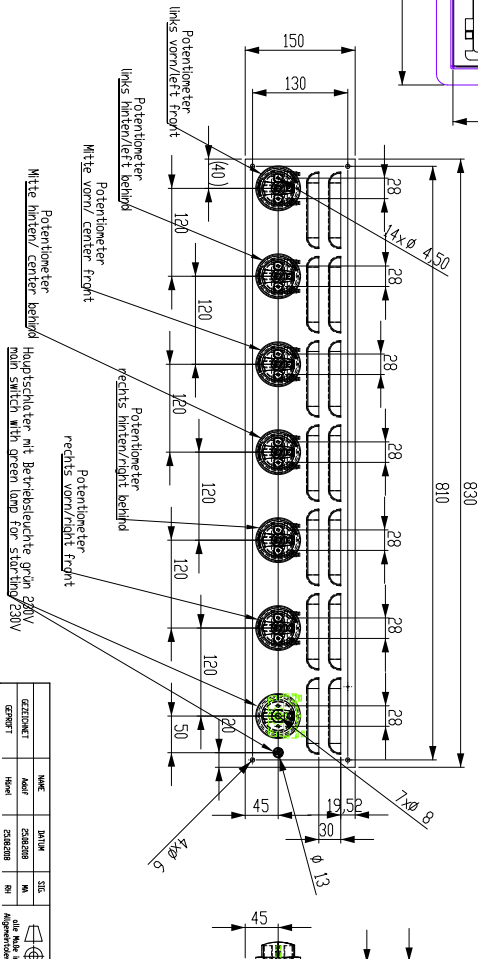
SCHNITT C-C
MAßSTAB 1 : 5



Schalterblende (optional lieferbar)
switch panel - optional available



Generatoransicht
generator view



ZEICHNUNG	NAME	DATUM	SS
GENERT	Genert	201408	MI

REVISIONEN	DATEI	SS	INHALT
	SCHLEPPER	MI	1
	NA	S	2
	SH	C	3
	SH	A	4

Produktionscode
B16GAF_L21K_A
SHEET 3 FROM 3

Berger-Kochsystems GmbH & Co KG
Stiefstrasse 2
D-87471 Durach
www.birgund.de

Varianten A Aufgeregähen getrennt
Version A support frame separated